



THE *ULTIMETER* 2100 SERIAL PORT

The *ULTIMETER* 2100 provides a unique mode serial port to facilitate computer data logging and remote data reporting via telephone, modem, or RF link. Each of the six modes can be accessed by pressing and holding a combination of two keys, or by command into the serial port. The following is a brief description, to provide an idea of the capabilities of each mode. The serial port is located in the Junction Box (receptacle “i/o”) and also the right-side receptacle on the keyboard/display. Complete details are available to programmers upon request or at www.peetbros.com.

1. SERIAL TEXT OUTPUT MODE

In Serial Text Output Mode, the instrument puts out one human-readable (text) Weather Report each minute. The serial text output is views on the Monitor of a Pc using terminal software such as Hyper/Terminal (located on your PC at Start/Programs/Accessories/Communications/HyperTerminal). The text out put may be “captured” and saves as a .txt file for later viewing or printout. Communications setting are 2400/8/N/1. each “Weather Report” includes all current values, plus the highest wind speed over the past five minutes with the associated wind direction, the average wind speed over last minute, the 3-hour barometric pressure change, today’s and long-term rainfall, today’s highs and lows, and current time and date.



Key Combo: Press and hold  and  for 3 seconds to enter this mode.

2. COMPLETE RECORD MODE

Recommended for use with The Weather Picture



In Completer Record Mode, the instrument puts a steady stream of records, about thirty per minute. Each record includes all current values, 3-hr barometric pressure change, today’s high and low values, yeasterday’s high and low values, and long term high and low values, station calibration numbers, and current time and date.

the associated wind direction, the average wind speed over last minute, the 3-hour barometric pressure change, today’s and long-term rainfall, today’s highs and lows, and current time and date.

Key Combo: Press and hold  and  for 3 seconds to enter this mode.



3. DATA LOGGING MODE

In Data Logging Mode, the instrument puts out a steady stream of records, about two per second. Each record includes all current readings including time and date.

Key Combo: Press and hold  and  for 3 seconds to enter this mode.



4. PACKET MODE

In Packet Mode, the instrument puts out one record every five minutes. Each record includes all current values, plus the highest wind speed over the past five minutes with the associated wind direction, the 3-hour barometric pressure change, station calibration numbers, and current time and date.

Key Combo: Press and hold  and  for 3 seconds to enter this mode.



5. COMPLETE HISTORY MODE

In Complete History Mode, the instrument puts out a steady stream of records, about twelve per minute. Each record includes all current values, 3-hr barometric pressure change, today's high and low values, seven previous day's high and low values, long term high and low values, station calibration numbers, and current time and date.



Key Combo: Press and hold  and  for 3 seconds to enter this mode.

6. MULTIPLE MODE

In Multiple Mode, the instrument put out a stream of consecutive records, alternating between each of four output modes described above. Data Logger Mode, Complete Record Mode, and Complete History Mode are out put continuously; in addition, a Packet Mode record is output every five minutes. This Mode enable multiple serial data out put application requiring different output mode.

Key Combo: Press and hold  and  for 3 seconds to enter this mode.

7. MODEM MODE

In Modem Mode, the serial port is kept in a receive mode with no data output. It will accept commands to send a Complete Record, set time and date, set barometer correction, set wind direction correction, and reset all long term memory. Key Combo: Press and hold  and  for 3 seconds to enter this mode.